

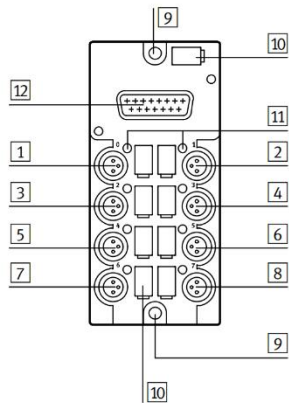
## Multi-pin plug distributor, plug Sub-D, 15-pin, socket M8, 3-pin

Technical data

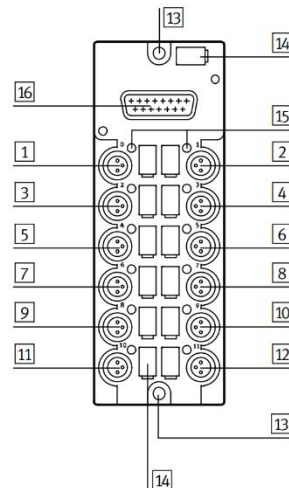
### Connection and display components

MPV-E/A08-M8

MPV-E/A12-M8

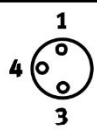


- 1 Sensor connection, location 1
- 2 Sensor connection, location 2
- 3 Sensor connection, location 3
- 4 Sensor connection, location 4
- 5 Sensor connection, location 5
- 6 Sensor connection, location 6
- 7 Sensor connection, location 7
- 8 Sensor connection, location 8
- 9 Mounting holes
- 10 Holder for inscription label (IBS-6x10)
- 11 LED for status display
- 12 Multi-pin plug connection



- 1 Sensor connection, location 1
- 2 Sensor connection, location 2
- 3 Sensor connection, location 3
- 4 Sensor connection, location 4
- 5 Sensor connection, location 5
- 6 Sensor connection, location 6
- 7 Sensor connection, location 7
- 8 Sensor connection, location 8
- 9 Sensor connection, location 9
- 10 Sensor connection, location 10
- 11 Sensor connection, location 11
- 12 Sensor connection, location 12
- 13 Mounting holes
- 14 Holder for inscription label (IBS-6x10)
- 15 LED for status display
- 16 Multi-pin plug connection

### Circuitry (socket/plug view)

	Individual connection		Allocation	Multi-pin plug connection		Allocation	Individual connection	
	Location	Pin		Pin	Pin		Pin	Location
	1	1	24 DC V	13	13	24 DC V	2	
		3	0 V	14/15	14/15	0 V		3
		4	Input 1	1	2	Input 2		4
	3	1	24 DC V	13	13	24 DC V	4	
		3	0 V	14/15	14/15	0 V		3
		4	Input 3	3	4	Input 4		4
	5	1	24 DC V	13	13	24 DC V	6	
		3	0 V	14/15	14/15	0 V		3
		4	Input 5	5	6	Input 6		4
	7	1	24 DC V	13	13	24 DC V	8	
		3	0 V	14/15	14/15	0 V		3
		4	Input 7	7	8	Input 8		4
9	1	24 DC V	13	13	24 DC V	10		
	3	0 V	14/15	14/15	0 V		3	
	4	Input 9	9	10	Input 10		4	
11	1	24 DC V	13	13	24 DC V	12		
	3	0 V	14/15	14/15	0 V		3	
	4	Input 11	11	12	Input 12		4	

